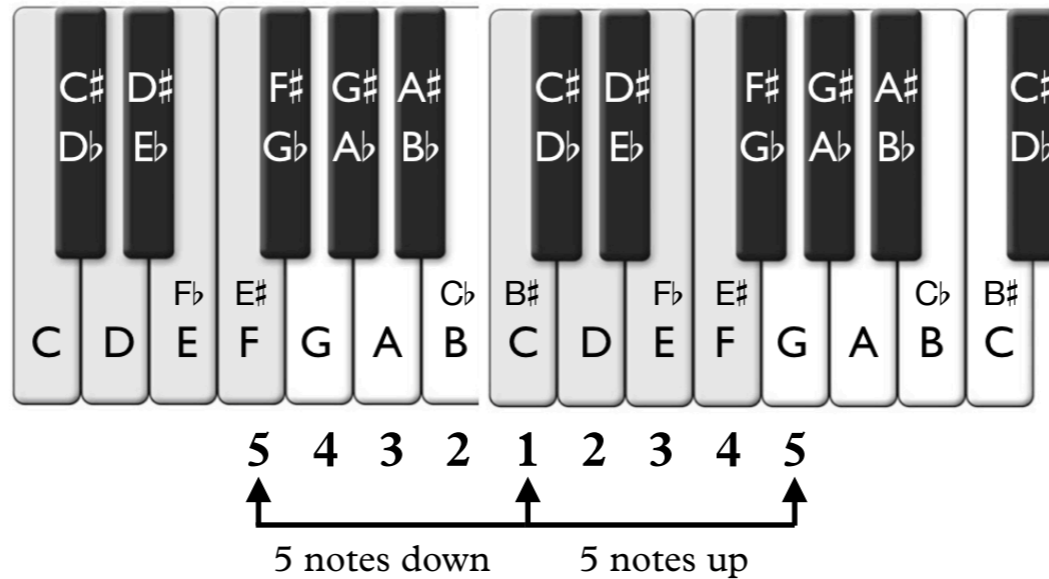


The diagram features a central circle labeled "Major Circle of 5ths" containing 12 notes: C, G, D, A, E, B, F#, C#, Gb, Db, Ab, and Eb. Surrounding the circle are 12 musical staves, each with a bass clef and a 5/4 time signature. The notes on the staves are: C, Bb, Ab, Gb, F#, Eb, D, C#, B, Db, Ab, and Gb. The notes are arranged in a clockwise direction starting from the top.

# Major Keys



## Flats

If you can remember everything is just "5" letter names away, all you have to remember is the letter "C". Once you have "C", go 5 letter names to the left and add 1 flat. The order of flats start with "B $\flat$ ".

## Sharps

If you can remember everything is just "5" letter names away, all you have to remember is the letter "C". Once you have "C", go 5 letter names to the right and add 1 sharp. The order of sharps start with "F $\sharp$ ".

Number of Flats							Number of Sharps							
7	6	5	4	3	2	1	0	1	2	3	4	5	6	7
C $\flat$	G $\flat$	D $\flat$	A $\flat$	E $\flat$	B $\flat$	F	C	G	D	A	E	B	F $\sharp$	C $\sharp$

B $\flat$	B $\flat$	B $\flat$	B $\flat$	B $\flat$	B $\flat$	B $\flat$
E $\flat$	E $\flat$	E $\flat$	E $\flat$	E $\flat$	E $\flat$	E $\flat$
A $\flat$	A $\flat$	A $\flat$	A $\flat$	A $\flat$	A $\flat$	A $\flat$
D $\flat$	D $\flat$	D $\flat$	D $\flat$	D $\flat$	D $\flat$	D $\flat$
G $\flat$	G $\flat$	G $\flat$	G $\flat$	G $\flat$	G $\flat$	G $\flat$
C $\flat$	C $\flat$	C $\flat$	C $\flat$	C $\flat$	C $\flat$	C $\flat$
F $\flat$	F $\flat$	F $\flat$	F $\flat$	F $\flat$	F $\flat$	F $\flat$

F $\sharp$	F $\sharp$	F $\sharp$	F $\sharp$	F $\sharp$	F $\sharp$	F $\sharp$
C $\sharp$	C $\sharp$	C $\sharp$	C $\sharp$	C $\sharp$	C $\sharp$	C $\sharp$
G $\sharp$	G $\sharp$	G $\sharp$	G $\sharp$	G $\sharp$	G $\sharp$	G $\sharp$
D $\sharp$	D $\sharp$	D $\sharp$	D $\sharp$	D $\sharp$	D $\sharp$	D $\sharp$
A $\sharp$	A $\sharp$	A $\sharp$	A $\sharp$	A $\sharp$	A $\sharp$	A $\sharp$
E $\sharp$	E $\sharp$	E $\sharp$	E $\sharp$	E $\sharp$	E $\sharp$	E $\sharp$
B $\sharp$	B $\sharp$	B $\sharp$	B $\sharp$	B $\sharp$	B $\sharp$	B $\sharp$

Video Tutorial <https://www.stephenhillcomposer.com/copy-of-video-lessons-basic-element>

Minor Circle of 5ths

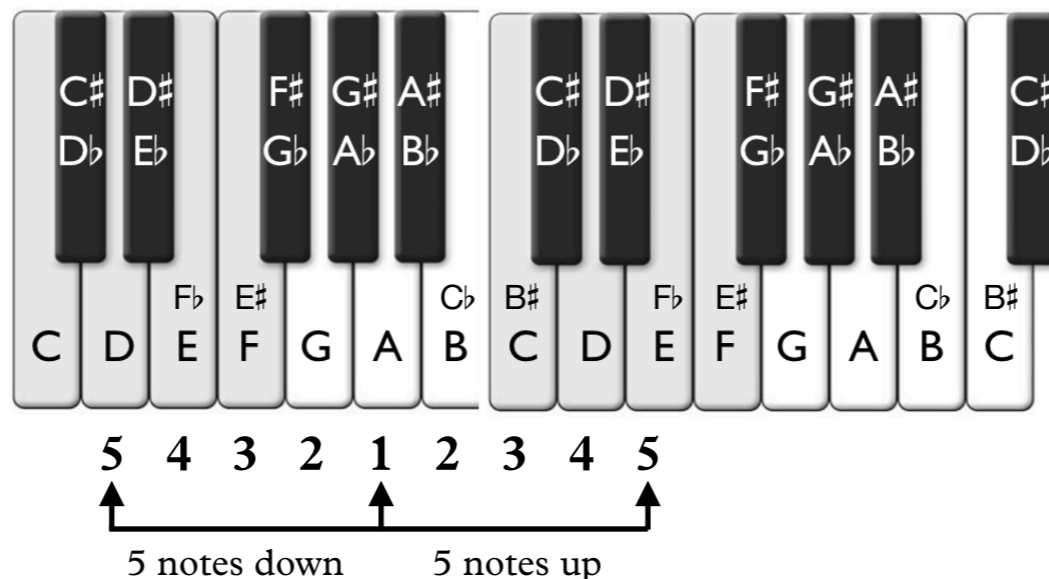
a d e b f# c# c g f a# b d# g# ab eb

# Minor Keys

Remember the minor key is 3 letter names below the major

## Flats

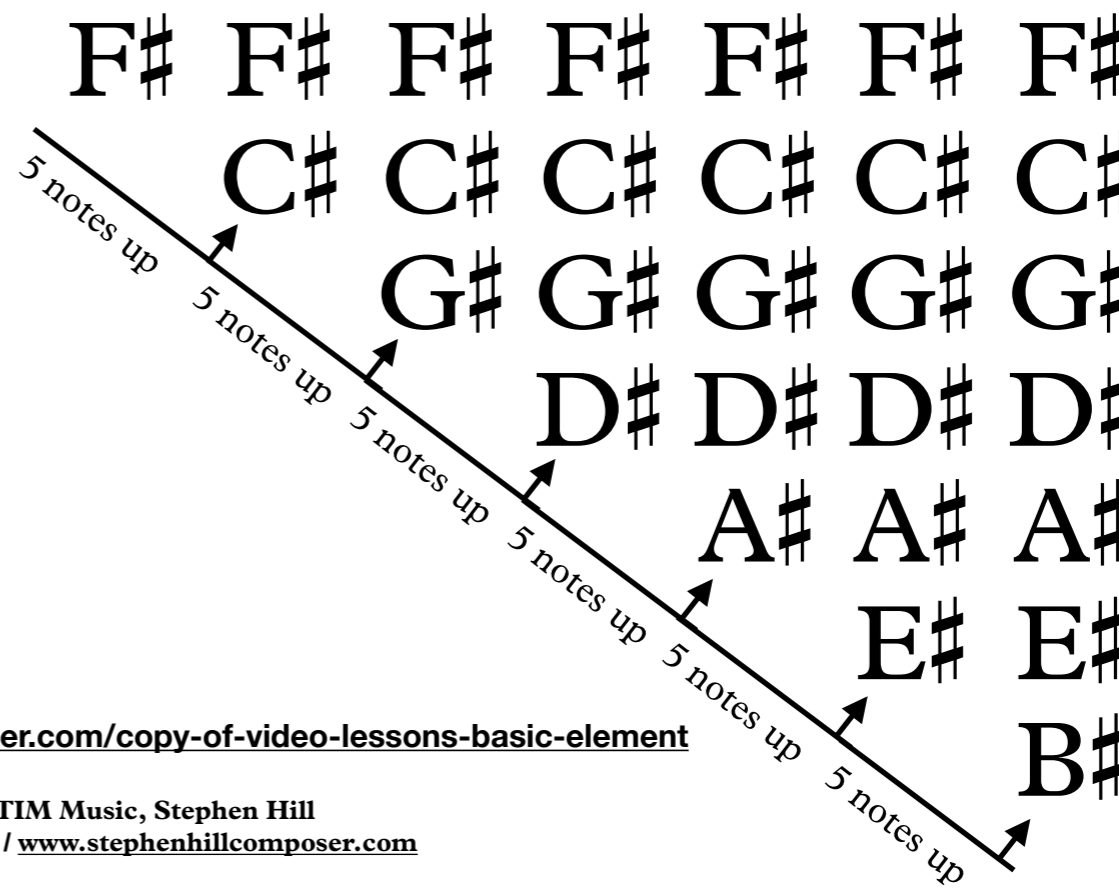
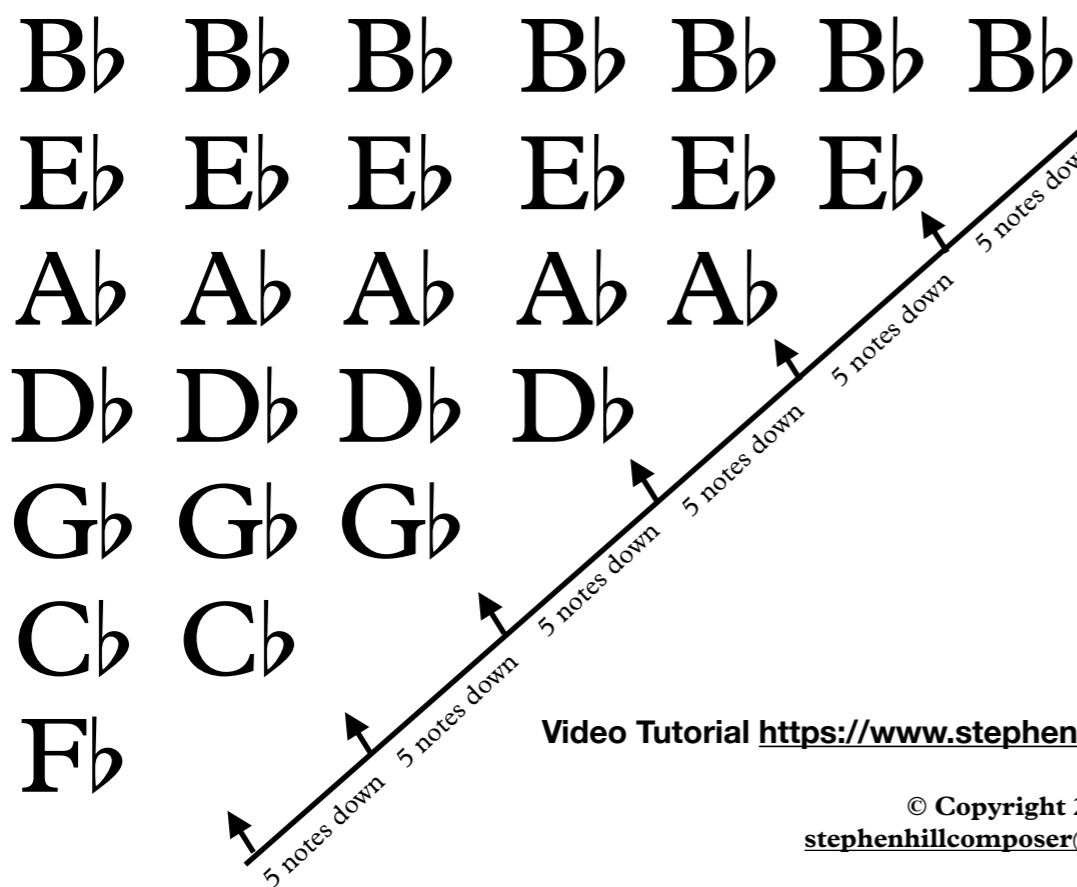
If you can remember everything is just "5" letter names away, all you have to remember is the letter "a". Once you have "a", go 5 letter names to the left and add 1 flat. The order of flats start with "Bb".



## Sharps

If you can remember everything is just "5" letter names away, all you have to remember is the letter "a". Once you have "a", go 5 letter names to the right and add 1 sharp. The order of sharps start with "F#".

Number of Flats							Number of Sharps							
7	6	5	4	3	2	1	0	1	2	3	4	5	6	7
ab	eb	bb	f	c	g	d	a	e	b	f#	c#	g#	d#	a#



Video Tutorial <https://www.stephenhillcomposer.com/copy-of-video-lessons-basic-element>